


Unit 5-32 Crossword

Name: _____



www.CrosswordWeaver.com

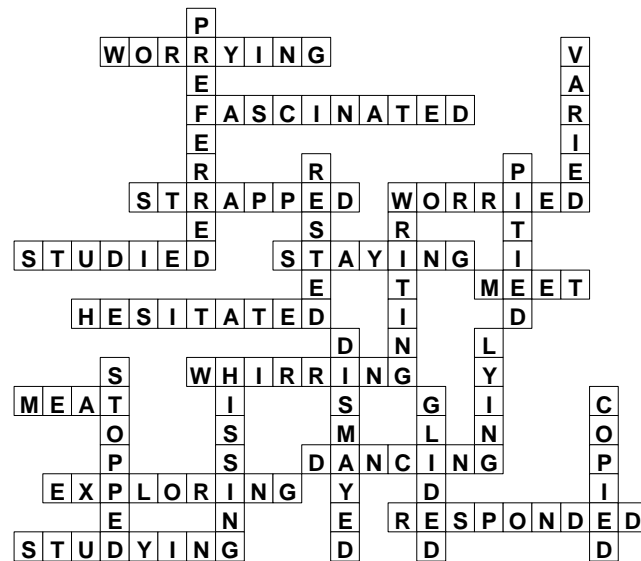
Across

- 2 Vexing
- 4 Captivated
- 7 Fastened
- 8 Uneasy
- 9 Read
- 10 Remaining
- 11 Come into contact
- 12 Paused
- 16 Continuous buzzing sound
- 18 Ingredient of hamburgers
- 21 Moving to music
- 22 Probing
- 23 Reacted
- 24 Examining carefully

Down

- 1 Liked more
- 3 Diverse
- 5 Invigorated
- 6 Felt compassion for
- 8 Essay
- 13 Appalled
- 14 Untruthful
- 15 Ceased
- 17 Make a sound like s
- 19 Soared
- 20 Aped

Unit 5-32 Crossword Solution



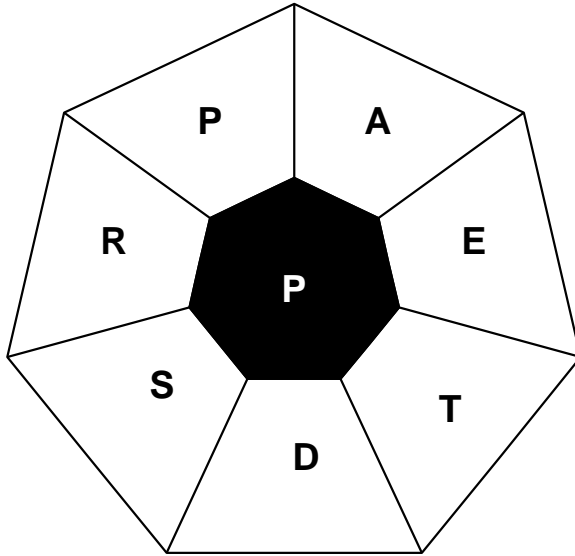
Unit 5-32 Polygon Answers

Some answers:

(With **P**): adept, aped, dapper, drape, paper, pare, part, past, pate, pear, peat, pert, pest, prate, rape, rapt, reap, sapped, spare, spat, spear, sped, step, strap, **strapped**, tape, tapped, trap

(Others without **P**): dare, dart, date, dear, rate, rest, sear, seat, star, stare, stead, tear, trade, treat

Unit 5-32 Polygon Game



The above letters can be used to make a list word and other words. See the game rules and hints below.

Score: 8 words average, 12 good, 16 very good, 20 excellent. (28)

Rules:

Easier challenge: Using the given letters no more than once, make as many words as possible of **four** or more letters.

For a more difficult challenge: Use the given letters no more than once, make as many words as possible, of **four** or more letters, always including the central letter 'P'. Capitalised words (proper nouns), plurals, conjugated verbs (past tense e.g., 'hide' not 'hides'), adverbs ending in LY, comparatives and superlatives (adjectives e.g., safer, safest) are disallowed.

General rule:

Do not use acronyms, contractions, rude words or slang.

Use of your dictionary to check or find words.

Hints for solving:

- Look for beginnings, such as UN- or SUB-, and endings, such as -ER or -ISM. Look for blends, such as ST, PR or ND.
- Write the letters in a different order; you may spot something different.
- Don't forget to look for words that begin with a vowel.
- When you find a word, try reading it backwards, to see if it suggests another word.
- When you find a word, try to find all the rearrangements of its letters that also form words.
- When you find a word, try substituting the remaining letters into it.